

K-ZONE

Total Girl

**FREE
DOWNLOAD!**

**WEEKEND
BOREDOM
BUSTER
PACK**

**ENOUGH
FUN TO BUST
YOUR WEEKEND
BOREDOM!**

INDOOR ACTIVITY BOOK 2

WELCOME!



This free Weekend Boredom Buster Pack can be downloaded and printed but the activities, puzzles, quizzes and recipe can be enjoyed without having to print anything at all.

If you can't print this or don't want to, no worries!

Grab some blank paper and a pencil or pen so you can complete the awesome activities on screen and keep track of your answers at the same time.

You'll find solutions for the activities at the back of the book, and please always check with an adult before attempting the recipe.

If you complete this book and want more puzzles, K-Zone and Total Girl magazines are available at supermarkets and newsagents and we'll also be working to create more free activities soon!

All the best from your friends at K-Zone and Total Girl

THANK YOU!

On behalf of kids all over Australia and New Zealand, the K-Zone and Total Girl teams would like to offer a huge and heartfelt thank you to the brands who helped make this free activity book available.

Copha®

instax mini11

Fantastic



GIRL GUIDES
AUSTRALIA



ENJOY SAFER TECHNOLOGY™

POP OF COLOUR!

You can't go wrong with these popcorn chocolate crackle balls – a colourful treat the whole family can enjoy!

POPCORN CHOCOLATE CRACKLE BALLS

LEVEL: Easy

PREP TIME: 30 min

MAKES: 10 to 15 small popcorn bags – perfect snack size portions



WHAT YOU NEED

- 250g (1 block) copha
- 200g white chocolate, chopped (not compound)
- 125g (1 cup) icing sugar – sifted
- 60g (½ cup) milk powder
- 4 cups Kellogg's® Rice Bubbles®
- 100g (1 cup) desiccated coconut
- Natural food colouring (multi-colours), e.g. red, green, yellow, blue

WHAT TO DO

- 1 Line two flat baking trays with baking paper.
- 2 Combine white chocolate and copha in a large bowl. Place over a pot of lightly simmering water. Stir occasionally until melted. Remove from heat.
- 3 Add the icing sugar, milk powder, Rice Bubbles® and coconut. Stir to combine.
- 4 Divide mixture evenly into four bowls and put a few drops of food colouring in each to get the desired colour you want. Rest the crackle mix for 20 minutes.
- 5 Pinch off walnut sized pieces and shape into popcorn balls. Place popcorn crackle balls in fridge to set for 1 hour.

ASSEMBLY

- Mix up the different colour popcorn crackles and divide evenly into popcorn bags or tubs before serving.
- Store popcorn crackles in an airtight container in the fridge for up to four days.


Check out more delicious recipes at www.copha.com.au

Copha®

A FANTASTIC KIDS ACTIVITY SHEET

NOODLE MAZE

CAN YOU GET THE FORK TO THE NOODLES?



WORD SEARCH



CAN YOU FIND THESE WORDS?

BOWL
FANTASTIC
CUP
NOODLES
DELICIOUS
WATER

D	C	F	P	G	I	Z	P	P	S	U	D	M	E	N	C	P	U	B
O	O	A	V	C	G	O	Y	R	F	E	Y	H	N	G	L	C	C	G
H	L	N	B	E	H	H	G	N	L	M	B	X	V	E	W	P	L	Y
P	K	T	U	O	P	H	R	I	Y	K	X	N	K	W	O	K	J	I
G	A	A	X	U	S	K	C	E	S	I	B	P	L	L	B	D	U	V
D	F	S	C	T	Q	I	V	F	T	R	G	S	E	L	D	O	O	N
F	A	T	R	R	O	K	P	S	M	A	D	A	V	I	O	M	T	O
P	Z	I	S	U	I	S	T	F	M	H	W	B	O	E	P	H	V	T
O	U	C	S	R	V	X	K	A	I	B	E	E	X	J	F	K	U	R
E	V	J	K	T	B	Y	C	X	L	W	O	W	P	J	T	T	R	T

DON'T FORGET TO CROSS THEM OFF WHEN YOU'VE FOUND THEM

#Share THE Fantastic

MEMORY TO THE MAX

WITH instax mini 11

The instax mini 11 camera is the coolest way to make amazing memories! Test your memory by looking closely at the details in these five pictures for a total of 30 seconds, then try to answer the questions below without checking! How much did you remember?



1



2



3



4



5



1. What colour are the two aprons?
2. What colour is the collar worn by the dog?
3. What instruments are the two kids playing?
4. How many wheels can be found in the picture?
5. How many cones are the players dribbling through?

Head to [instax.com.au](https://www.instax.com.au) for more information on the amazing mini 11 camera!

DIY BED SOCK CUPCAKE



GIRL GUIDES AUSTRALIA HAVE A SWEET GIFT IDEA FOR YOU TO TRY!

WRAPPER TEMPLATE

WHAT YOU NEED

- Cupcake wrapper template
- Plain A4 paper
- Pencil
- Patterned paper
- Sticky tape
- Scissors
- A pair of bed socks
- Lollipop

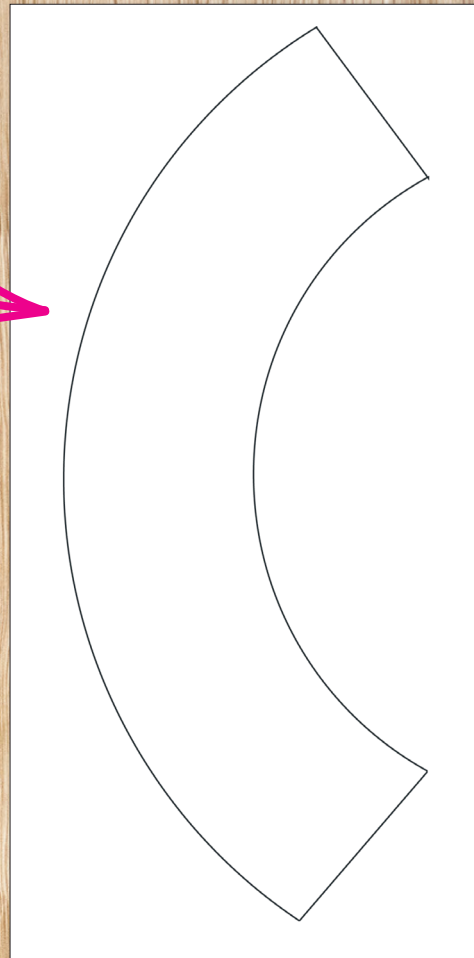
WHAT TO DO

1

Using the guide on this page, ask an adult to help you draw a big arch in the centre of the A4 paper. This will be your cupcake wrapper template.

2

Once you're happy with your template, trace it onto the back of your patterned paper. Cut this out, then tape the two ends together.



3

Roll the socks into a neat roll, and push them into the cupcake wrapper.



4

Poke the lollipop into the middle of the sock so it looks like a cherry on top!



GIRL GUIDES
AUSTRALIA

For more info on Girl Guides Australia,
head to www.girlguides.org.au!

OCTOMAZE

SLIP AND SLIDE YOUR WAY OUT OF THE SPLATOON MAZE!



HERO HIRO

SPOT THE SIX DIFFERENCES IN THE BIG HERO 6 TEAM!



INCREDIBLES AGAIN

ELASTIGIRL IS FIGHTING FOR SUPERS AROUND THE WORLD!



DOWN

1. Who was the best man at Bob and Helen's wedding?
2. Which villain declares war on peace and happiness?
6. Which member of the Parr family was originally thought to have no powers?
7. Who leads a telecommunications company with her brother Winston in *Incredibles 2*?


ACROSS

3. Name the destructive robot in the first *Incredibles* movie.
4. What can Helen Parr's superpowers allow her to do?
5. What is the name of Syndrome's mysterious agent?
7. This person designs the *Incredibles*' superhero suits.
8. Whose superpowers allow her to instantly turn invisible?
9. Who can run at super speed?

BIG CITY FRAUDS

THE GREEN FAMILY ARE BEING IMPERSONATED!
CAN YOU SPOT THE TWO IMPOSTERS?

HOW TO PLAY
Locate the real Green by finding differences in each scenario!



WHO IS THE REAL CRICKET?



CAN YOU SPOT THE TRUE TILLY?



WHERE IS THE GENUINE GRAMMA ALICE?

HERO ANTICS

FIND ANT-MAN AND THE WASP HIDING IN THE AVENGERS: INFINITY WAR SCENES!





Find Ant-Man
and The Wasp!



OK K.O.! WHAT'S THE DIFF, YO?

SPOT THE SIX DIFFERENCES WHILE K.O. BRUSHES UP ON HERO 101!



FLUSH FORCE



CAN YOU FLUSH OUT ALL THE GROSS WORDS?

L	G	H	S	F	F	E	O	R	T	O	L
W	T	P	T	T	L	A	T	H	O	G	F
O	F	O	U	L	N	U	R	U	X	T	X
B	I	I	K	H	I	A	S	T	I	E	X
R	E	T	A	O	L	F	T	H	C	L	P
Y	S	L	U	D	G	E	D	U	T	I	O
S	D	W	V	R	E	W	E	S	M	O	O
A	V	H	I	G	F	B	P	B	X	T	P



Fart	Flush	Poo
Filth	Foul	Sewer
Floater	Mutants	Sludge
Toilet	Toxic	

MINECRAFT MATHS

CRACK THE CODE! DECIPHER THE NUMBER FOR EACH MOB AND SOLVE THE PROBLEM!

$$\text{Creeper} + \text{Creeper} + \text{Chicken} = \square$$

$$\text{Chicken} + \text{Axe} + \text{Creeper} = \square$$

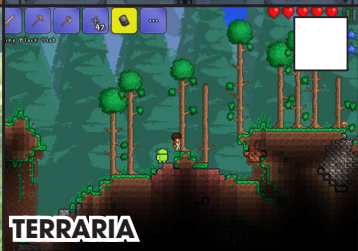
$$\text{Axe} + \text{Creeper} - \text{Chicken} = \square$$

$$(\text{Axe} \times \text{Creeper}) + \text{Chicken} = \square$$

CREEPER = CHICKEN = AXE =

TOP SCORE

WE CHOSE OUR MUST PLAY GAMES, BUT HOW MANY HAVE YOU TRIED?



ODYSSEY QUEST

GO ON A QUEST TO FIND ALL THE SUPER WORDS IN THIS PUZZLE!



F	K	D	S	S	H	I	P	K	C	T	M
K	P	C	O	I	N	S	J	I	A	C	O
B	O	W	S	E	R	X	H	N	P	A	O
P	E	A	C	H	F	V	W	G	P	S	N
M	U	S	H	R	O	O	M	D	Y	T	S
Z	D	Y	S	M	A	R	I	O	B	L	S
V	R	D	A	B	V	M	R	M	N	E	F
M	M	K	U	F	F	Z	Q	N	U	W	O

BOWSER
CAPPY
CASTLE
COINS
KINGDOM

MARIO
MOONS
MUSHROOM
PEACH
SHIP



ISPY

SPOT THE AGENTS AND INTERGALACTIC VISITORS IN THESE INTERNATIONAL LOCATIONS!



Images: iStock, Sony Pictures

WOOKIEE WORDS

CAN YOU SNIFF OUT THE SHYRIWOOK WORDS HIDING BELOW?

R	R	R	A	A	H	H	H	R	R	U	G	L	K	N
P	Y	O	G	E	I	F	M	R	U	O	W	E	G	Y
S	U	A	G	W	W	J	B	Z	A	R	Q	H	V	Y
Z	H	T	Z	O	W	E	U	R	W	C	H	O	U	Y
Y	A	O	O	O	N	J	F	O	A	A	A	Y	A	R
Y	H	A	H	G	Y	V	X	O	O	A	O	A	Y	R
W	Y	A	A	A	A	A	A	W	H	A	O	A	J	G
A	R	O	N	A	O	Z	X	W	Y	A	Z	R	H	G
C	R	D	M	H	I	B	F	R	Y	R	Q	G	A	U
Y	A	W	W	W	W	I	H	Q	Q	R	I	V	C	H
T	R	D	R	G	W	Y	A	A	A	A	G	U	V	A
X	A	Z	Y	Y	V	E	H	H	T	G	R	R	Z	W
G	R	R	R	R	A	O	O	O	W	W	W	D	B	B
X	R	O	O	A	R	R	G	H	Y	T	N	M	L	W
G	Y	H	H	H	W	V	W	F	U	W	A	G	A	F



HOYAARG
GRRRRAOOOWWW
GUHAW
GWYAAAAG

ROOARRGH
ROOOWWR
RRRAAHHRR
RUOW

UWAGA
WOOGAAH
WYAAAAA
YUHAHYRRARARR

WHAT WOULD YODA DO?

PICK THE ADVICE YODA WOULD GIVE!

1 Your big brother says you're too small to play footy with his mates.

- a) "Size matters not. Look at me. Judge me by my size, do you? Hmm? Hmm. And well you should not."
- b) "Find some stilts you can wear and you will soon tower over the rest, Padawan."

2 Your best friend wants to learn all your *Minecraft* tricks and tips.

- a) "Do not share all your secrets, for you have worked many a day to build your city."
- b) "Always pass on what you have learned."

3 Your teacher wants you to learn the times tables, but you think it's too hard.

- a) "Patience you must have, my young Padawan."
- b) "Calculators, my young friend, were invented for a reason."

4 You want to learn the guitar, but you're not sure how to start.

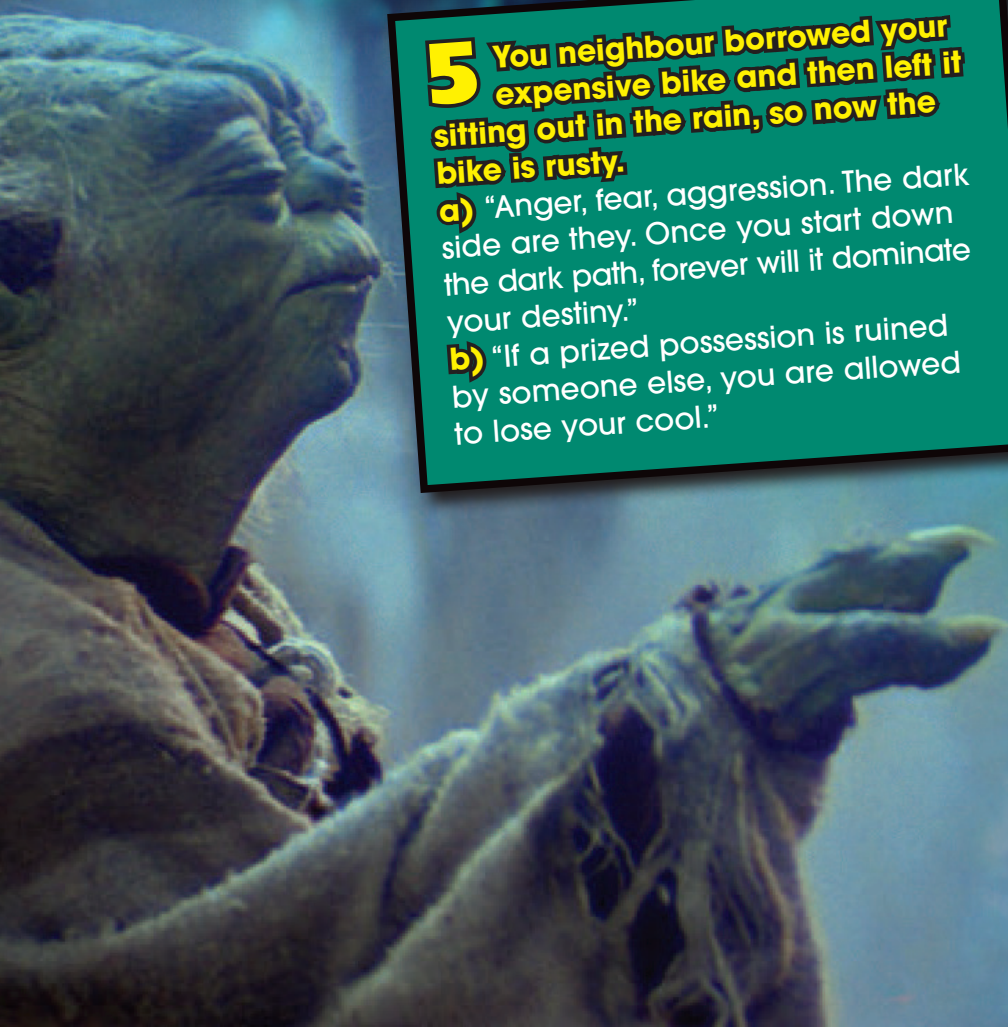
- a) "Saying you'll give something a try is good enough."
- b) "Do. Or do not. There is no try."

5 Your neighbour borrowed your expensive bike and then left it sitting out in the rain, so now the bike is rusty.

- a) "Anger, fear, aggression. The dark side are they. Once you start down the dark path, forever will it dominate your destiny."
- b) "If a prized possession is ruined by someone else, you are allowed to lose your cool."

6 Your dad thinks you're too young to remember the Wi-Fi password. You reply...

- a) "It is just a jumble of letters and numbers, set this task to learn and you will succeed."
- b) "Truly wonderful, the mind of a child is."



HOW TO DRAW MARIO

(SUPER MARIO ODYSSEY VERSION)

1 SKETCH

Start by lightly sketching the form of Mario with a pencil, using only simple shapes to flesh out his body. Add crosshairs to the head to mark the center and eye line. This will be a useful guide for working out where to place his facial features. Draw Mario's large oval nose, the pair of crescent-shaped eyebrows and the eyes. Next, draw the moustache, mouth, and outline of the face, as well as his left ear. Now, add the wavy hair around his face!



2 OUTFIT

Draw the pair of straps and the buttons on Mario's clothing, along with the outline of the overalls down to the waistline. Fill in the details on Mario's pants, including the pocket. Sketch the pant legs one at a time, starting from the hip and running down to the ankle edge. Pencil in the details of each arm, starting with the right.



3 CAPPY AND SHOES

Now it's time to take care of Mario's new pal, Cappy. Draw the eyes, top portion of the cap and the visor. Once that's done, sketch each of Mario's shoes, starting with the round top, followed by the thin sole.



HOW TO DRAW MARIO

(SUPER MARIO ODYSSEY VERSION)



4

INKED AND COLOURED

Trace over all the pencilled lines with a pen. Clean up your lines as you go. After all the lines have been inked and the ink has dried, erase all the pencil lines. You'll be left with a clean outlined version of Mario and Cappy. Finally, add colours to the line art. You're done!

CYBER SMART

ESET is all about making the digital world even better. Can you solve the ESET android's brain testers? Flex your mental muscles and unscramble these words. Then combine the letters in the high-lighted squares to reveal the android's main mission!

1. RCGOUAE



2. TRENTINE



3. LADTIGI



4. LAAVIRR



5. MPNHCOIA



6. NEPHO



7. OBRWERS



8. TTLBEA



9. FFEROT



10. TARGE



11. BROOT



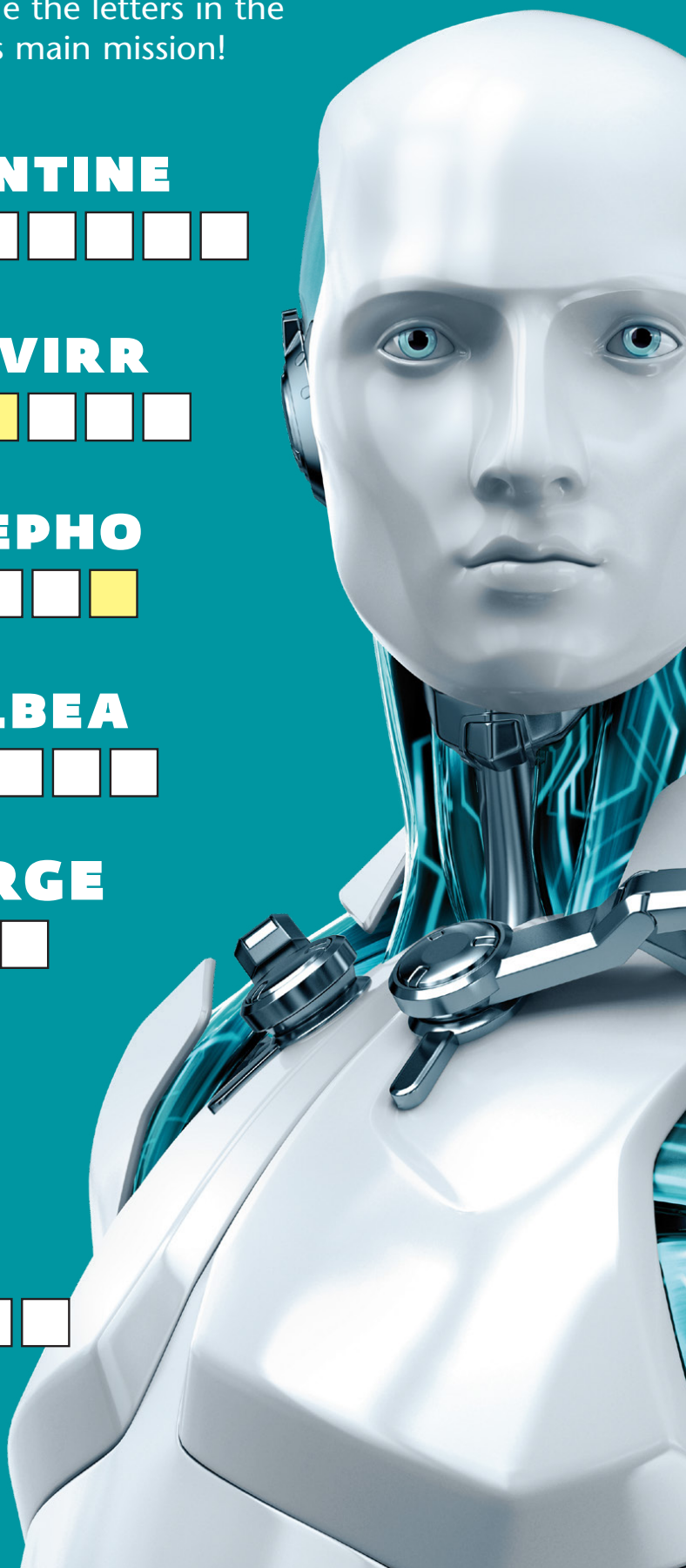
12. YEEALLB



MAIN MISSION:



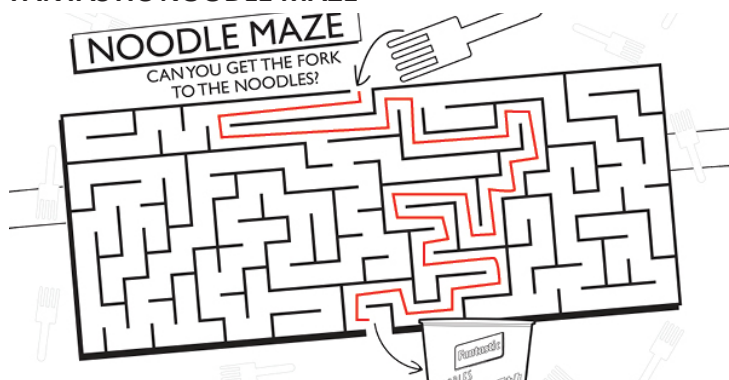
For further tips on how to more safely enjoy your time online, be sure to check out: <https://www.welivesecurity.com/category/kids-online/>



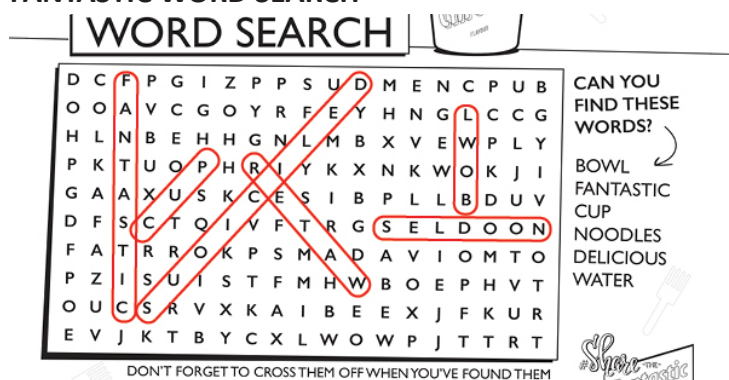
SOLUTIONS

Check your answers or take a cheeky peek if you get stuck!

FANTASTIC NOODLE MAZE



FANTASTIC WORD SEARCH



MEMORY TO THE MAX

1. Grey and yellow.
2. Red.
3. Harp and violin.
4. Four.
5. Seven.

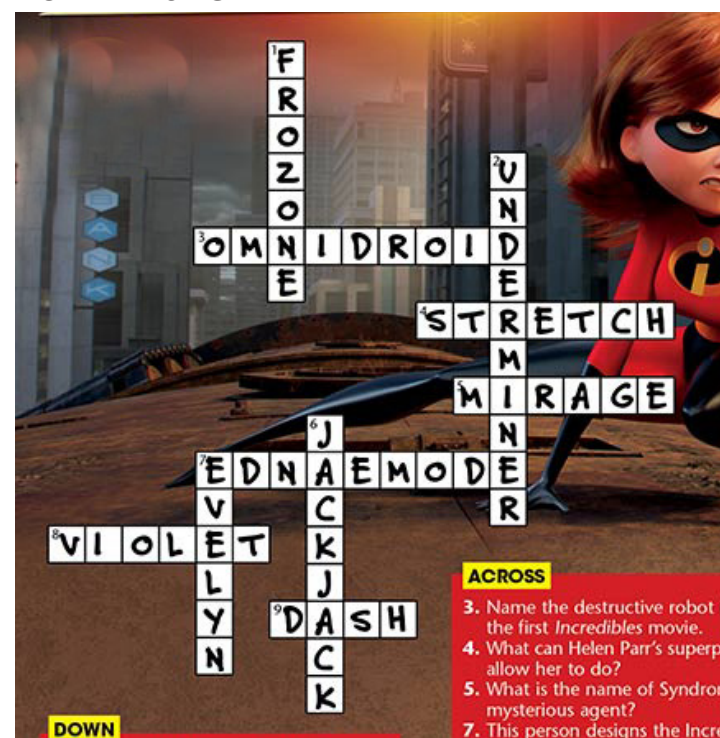
OCTOMAZE



HERO HIRO



INCREDIBLES AGAIN



BIG CITY FRAUDS

THE GREEN TRAMP AND THE CRICKET
CAN YOU SPOT THE TWO IMPOSTERS?

HOW TO PLAY
Locate the real Green by finding differences in each scenario!

WHO IS THE REAL CRICKET?

CAN YOU SPOT THE TRUE TILLY?

WHERE IS THE GENUINE GRAMMA ALICE?


Images: Disney Channel

HERO ANTICS

Find Ant-Man and The Wasp!

Images: Walt Disney Pictures/Marvel Studios

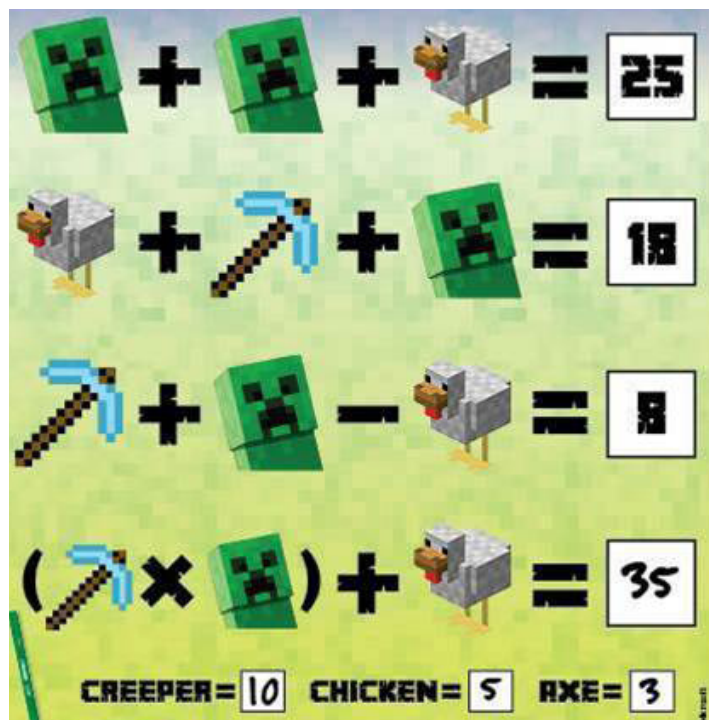
OK K.O.! WHAT'S THE DIFF, YO?



FLUSH FORCE

L	G	H	S	F	F	E	O	R	T	O	L
W	T	P	T	T	L	A	T	H	O	G	F
O	F	O	U	L	N	U	R	U	X	T	X
B	I	I	K	H	I	A	S	T	I	E	X
R	E	T	A	O	L	F	T	H	C	L	P
Y	S	L	U	D	G	E	D	U	T	I	O
S	D	W	V	R	E	W	E	S	M	O	O
A	V	H	I	G	F	B	P	B	X	T	P

MINECRAFT MATHS



TOP SCORE

Ticked all the boxes? It's time to tally your points! Each section is colour coded, so check out the key below, and start adding the numbers!

Green Section = 1 Point

Blue Section = 2 Points

Purple Section = 3 Points

If you scored 0-15 points... You're a Party Player!

You know the type of games you like, and you spend your time on the ones that make you happy! You know what you're doing when you sit down to play a game, but you've also got a lot of other activities to do! If friends want to play, you can hold your own!


If you scored 16-39 points... You're a Pro Player

You love games! How did people even have fun before videogames? Your ideal weekend is sitting with friends and playing new releases or old classics. You wish you could live inside a game, but the hardest part would be choosing just one! You respect the old school releases for paving the way, and can't wait to try the next big thing. If a mate needs a cheat, you've got 'em memorised!


If you scored 40-48 points... You're a Legendary Player!

You know everything about games and gaming history, and you're always waiting impatiently for the next new release. You barrel through any game, perfect it, then move on to the next! When you close your eyes, you still see a game being played. Characters, release dates, creator info, console info, stats, cheats, speed runs, DLCs, dev details, bonus levels – everything's always bouncing around in your head! You live and breathe gaming, and won't rest until you've played every single one!

ODYSSEY QUEST



I SPY



WOOKIEE WORDS

R	R	R	A	A	H	H	H	R	R	U	G	L	K	N
P	Y	O	G	E	I	F	M	R	U	O	W	E	G	Y
S	U	A	G	W	W	J	B	Z	A	R	Q	H	V	Y
Z	H	T	Z	O	W	E	U	R	W	C	H	O	U	Y
Y	A	O	O	O	N	J	F	O	A	A	A	Y	A	R
Y	H	A	H	G	Y	V	X	O	O	A	O	A	Y	R
W	Y	A	A	A	A	A	A	W	H	A	O	A	J	G
A	R	O	N	A	O	Z	X	W	Y	A	Z	R	H	G
C	R	D	M	H	I	B	F	R	Y	R	Q	G	A	U
Y	A	W	W	W	W	I	H	Q	Q	R	I	V	C	H
T	R	D	R	G	W	Y	A	A	A	A	G	U	V	A
X	A	Z	Y	Y	V	E	H	H	T	G	R	R	Z	W
G	R	R	R	R	A	O	O	O	W	W	W	D	B	B
X	R	O	O	A	R	R	G	H	Y	T	N	M	L	W
G	Y	H	H	H	W	V	W	F	U	W	A	G	A	F

WHAT WOULD YODA DO?

1. A. 2. B. 3. A. 4. B. 5. A. 6. B.

CYBER SMART

1. Courage. 2. Internet. 3. Digital. 4. Arrival. 5. Champion.
 6. Phone. 7. Browser. 8. Tablet. 9. Effort. 10. Great.
 11. Robot. 12. Eyeball. **MAIN MISSION:** Online Safety

MAGAZINES MEAN FUN!

KEEP MINDS SHARP AND SPIRITS HIGH!



For even more activities, puzzles and fun,
pick up the latest issue of K-Zone and Total Girl magazines!

Available now at supermarkets and newsagents,
or visit each website for subscription details.

kzone.com.au

TOTALGIRL.COM.AU